

ALLISON							
6830950	097 M	970	IOSS	59 INT TEETH	7.880	5.710	0.152
6835996	098 M	970	RADIAL	59 INT TEETH	9.600	6.720	0.153
6835997	099 M	970	IOSS	59 INT TEETH	8.590	6.720	0.153
6775541	099 M	970	IOSS	59 INT TEETH	8.590	6.720	0.153
6777592	096 M	970	SPIRADIAL	N/A	9.980	2.930	0.153
6832138	1539 M	473	DIFFERENTIAL	89 INT TEETH	17.067	14.635	0.210
23010871	484 M	2865	SPIRADIAL	N/A	9.980	2.930	0.153
6830368	099 M	970	IOSS	59 INT TEETH	8.590	6.720	0.153
6837565	099 M	970	IOSS	59 INT TEETH	8.590	6.720	0.153

NEW HOLLAND							
81822308	138 M	2865	DIFFERENTIAL	52 INT TEETH	5.850	2.239	0.089
81870755	1032 M	2865	DIFFERENTIAL	52 INT TEETH	5.850	2.239	0.090
83925696	642 M	2865	RADIAL	52 INT TEETH	5.850	4.236	0.115
83983209	994 M	3463	RADIAL	22 INT TEETH	8.060	2.105	0.190
83989830	1004 M	3463	IOSS	22 INT TEETH	8.810	2.105	0.190
85999292	1260 M	1500	SPIRAL	45 INT TEETH	5.250	3.656	0.062


WARNER GEAR							
72/A66B	460 M	473	RADIAL	59 INT TEETH	7.500	5.788	0.115
5C-A66A	843 M	473	RADIAL	45 INT TEETH	5.250	3.653	0.062

CLARK							
236989	093 M	2865	DIFFERENTIAL	52 INT TEETH	5.850	4.236	0.115
233166	090 M	473	RADIAL	52 INT TEETH	5.850	4.236	0.101
230911	088 M	1500	RADIAL	52 INT TEETH	5.850	4.236	0.103
237016	094 M	2865	RADIAL	45 INT TEETH	5.250	3.656	0.093
234336	091 M	1500	RADIAL	45 INT TEETH	5.250	3.656	0.093
227495	1559 M	1500	RADIAL	60 INT TEETH	7.687	5.710	0.156

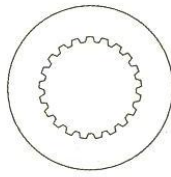
FORD							
B6AZ7B164A	133 M	933	SPIRAL	45 INT TEETH	5.250	6.555	0.062
C0NN7B164A	124 M	1500	SPIRAL	45 INT TEETH	5.250	3.656	0.062
C0NN7B164B	125 M	1500	RADIAL	52 INT TEETH	5.850	4.239	0.090
C3NN7D196A	127 M	1500	RADIAL	60 EXT TEETH	6.072	4.483	0.090
C3NN7D196B	128 M	1500	RADIAL	60 EXT TEETH	6.072	4.483	0.064
C5NN7B164A	120 M	1500	RADIAL	45 INT TEETH	5.250	3.656	0.062
C5NNN744B	132 M	1500	SPIRADIAL	54 EXT TEETH	5.472	3.903	0.062
C5NNP743A	130 M	1500	SPIRAL	45 INT TEETH	5.250	3.656	0.081
C5NNP743B	131 M	1500	SPIRADIAL	45 INT TEETH	5.250	3.656	0.081
C7NNP743A	489 M	1500	IOSS	52 INT TEETH	5.850	4.239	0.100
D2NN7R000A	126 M	2865	DIFFERENTIAL	80 INT TEETH	9.020	6.631	0.081
D3NNP743A	129 M	2865	SPIRADIAL	52 INT TEETH	5.850	4.239	0.090
D5NN2A097B	639 M	970	DIFFERENTIAL	17 INT TEETH	14.485	3.103	0.366
D8NN7R000AA	135 M	2865	DIFFERENTIAL	80 INT TEETH	9.020	6.631	0.125
D8NNC736BB	452 M	2865	DIFFERENTIAL	.385 HOLES (2)	5.527	3.340	0.283
D8NNC737BB	453 M	2865	DIFFERENTIAL	.628 HOLES (2)	5.527	3.340	0.283
D9NN7B164AA	587 M	2865	IOSS	45 INT TEETH	5.250	6.656	0.096
E0NN7R000AA	641 M	2865	RADIAL	80 INT TEETH	9.020	6.631	0.175
E0NN7Z031AA	642 M	2865	RADIAL	52 INT TEETH	5.850	4.236	0.115
PBB77519A	139 M	933	SPIRAL	52 INT TEETH	5.850	4.239	0.063

HYSTER							
113486	165 M	970	SPIRAL	33 INT TEETH	3.499	2.003	0.040
180287	166 M	970	DIFFERENTIAL	33 INT TEETH	3.499	2.003	0.040
311246	598 M	2865	DIFFERENTIAL	64 INT TEETH	10.625	7.768	0.135

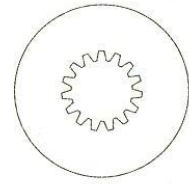
FUNK							
4050498	173 M	970	SPIRAL	45 INT TEETH	5.250	3.653	0.062
40RC-7683	173 M	970	SPIRAL	45 INT TEETH	5.250	3.653	0.062
4TRC-7174	173 M	970	SPIRAL	45 INT TEETH	5.250	3.653	0.062



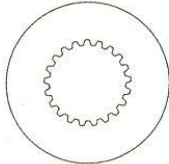
NUMERO	TFI-DE0412-I
DESCRIPCION	DISCO DENTADO INTERIOR
No. DIENTES	12,000
DIAM. EXT	5,250
DIAM. INT	1,800
ESPESOR	0,250



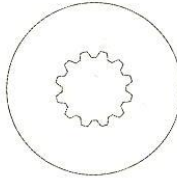
NUMERO	TFI-DE0521-I
DESCRIPCION	DISCO DENTADO INTERIOR
No. DIENTES	21,000
DIAM. EXT	4,450
DIAM. INT	2,479
ESPESOR	0,250



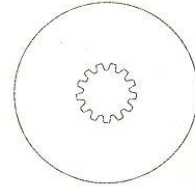
NUMERO	TFI-DE0615-I
DESCRIPCION	DISCO DENTADO INTERIOR
No. DIENTES	15,000
DIAM. EXT	6,250
DIAM. INT	2,197
ESPESOR	0,375




NUMERO	TFI-DE0621-I
DESCRIPCION	DISCO DENTADO INTERIOR
No. DIENTES	21,000
DIAM. EXT	5,375
DIAM. INT	2,529
ESPESOR	0,250




NUMERO	TFI-DE0712-I
DESCRIPCION	DISCO DENTADO INTERIOR
No. DIENTES	12,000
DIAM. EXT	7,250
DIAM. INT	2,658
ESPESOR	0,625




NUMERO	TFI-DE0713-I
DESCRIPCION	DISCO DENTADO INTERIOR
No. DIENTES	13,000
DIAM. EXT	7,420
DIAM. INT	1,925
ESPESOR	0,375



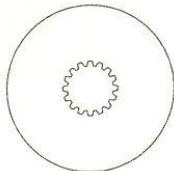
NUMERO	TFI-DE0718-I
DESCRIPCION	DISCO DENTADO INTERIOR
No. DIENTES	18,000
DIAM. EXT	7,283
DIAM. INT	2,700
ESPESOR	10mm




NUMERO	TFI-DE0834-I
DESCRIPCION	DISCO DENTADO INTERIOR
No. DIENTES	34,000
DIAM. EXT	8,000
DIAM. INT	4,653
ESPESOR	0,250



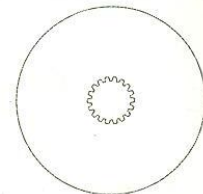
NUMERO	TFI-DE0835-I
DESCRIPCION	DISCO DENTADO INTERIOR
No. DIENTES	35,000
DIAM. EXT	8,250
DIAM. INT	4,274
ESPESOR	0,313



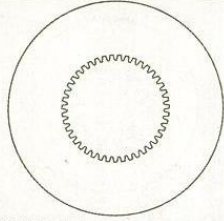
NUMERO	TFI-DE0916-I
DESCRIPCION	DISCO DENTADO INTERIOR
No. DIENTES	16,000
DIAM. EXT	9,000
DIAM. INT	2,460
ESPESOR	0,375



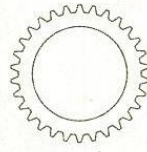
NUMERO	TFI-DE1244-I
DESCRIPCION	DISCO DENTADO INTERIOR
No. DIENTES	44,000
DIAM. EXT	11,500
DIAM. INT	5,400
ESPESOR	0,313



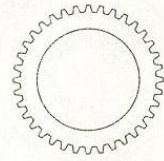
NUMERO	TFI-DE1318-I
DESCRIPCION	DISCO DENTADO INTERIOR
No. DIENTES	18,000
DIAM. EXT	13,000
DIAM. INT	2,700
ESPESOR	0,500



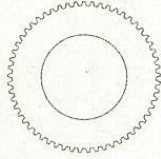
NUMERO	TFI-DE1443-I
DESCRIPCION	DISCO DENTADO INTERIOR
No. DIENTES	43,000
DIAM. EXT	14,125
DIAM. INT	6,405
ESPESOR	0,625



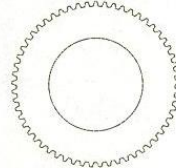
NUMERO	TFI-DE0530-E
DESCRIPCION	DISCO DENTADO EXTERIOR
No. DIENTES	30,000
DIAM. EXT	5,280
DIAM. INT	3,625
ESPESOR	0,188



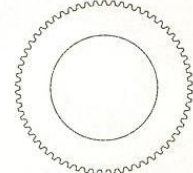
NUMERO	TFI-DE0636-E
DESCRIPCION	DISCO DENTADO EXTERIOR
No. DIENTES	36,000
DIAM. EXT	6,225
DIAM. INT	4,250
ESPESOR	0,188



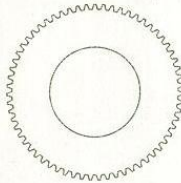
NUMERO	TFI-DE0951-E
DESCRIPCION	DISCO DENTADO EXTERIOR
No. DIENTES	51,000
DIAM. EXT	8,700
DIAM. INT	5,500
ESPESOR	0,438



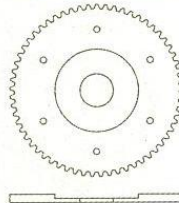
NUMERO	TFI-DE1057-E
DESCRIPCION	DISCO DENTADO EXTERIOR
No. DIENTES	57,000
DIAM. EXT	9,800
DIAM. INT	5,500
ESPESOR	0,500



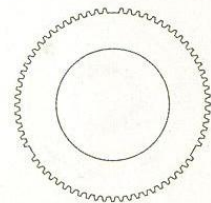
NUMERO	TFI-DE1062-E
DESCRIPCION	DISCO DENTADO EXTERIOR
No. DIENTES	62,000
DIAM. EXT	10,600
DIAM. INT	6,400
ESPESOR	0,438



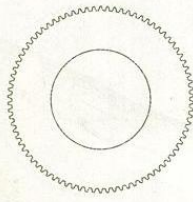
NUMERO	TFI-DE1063-E
DESCRIPCION	DISCO DENTADO EXTERIOR
No. DIENTES	63,000
DIAM. EXT	10,740
DIAM. INT	5,50
ESPESOR	0,438



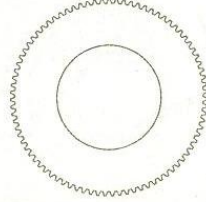
NUMERO	TFI-DE1161-ESP-E
DESCRIPCION	DISCO DENTADO EXTERIOR
No. DIENTES	10,370
DIAM. EXT	10,370
DIAM. INT	2,000
ESPESOR	0,500



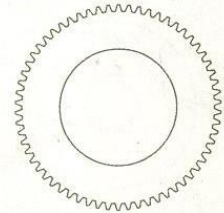
NUMERO	TFI-DE1272-E
DESCRIPCION	DISCO DENTADO EXTERIOR
No. DIENTES	72,000
DIAM. EXT	12,062
DIAM. INT	7,000
ESPESOR	0,438



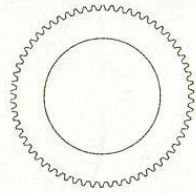
NUMERO	TFI-DE1482-E
DESCRIPCION	DISCO DENTADO EXTERIOR
No. DIENTES	82,000
DIAM. EXT	14,000
DIAM. INT	7,500
ESPESOR	0,375



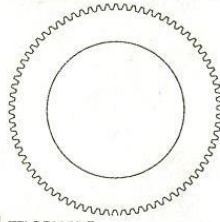
NUMERO	TFI-DE1483-E
DESCRIPCION	DISCO DENTADO EXTERIOR
No. DIENTES	83,000
DIAM. EXT	14,120
DIAM. INT	7,500
ESPESOR	0,375



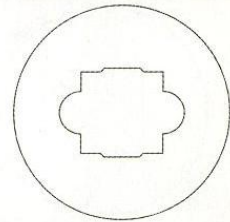
NUMERO	TFI-DE1562-E
DESCRIPCION	DISCO DENTADO EXTERIOR
No. DIENTES	62,000
DIAM. EXT	15,812
DIAM. INT	9,000
ESPESOR	0,625



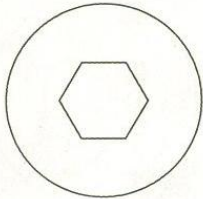
NUMERO	TFI-DE1662-E
DESCRIPCION	DISCO DENTADO EXTERIOR
No. DIENTES	62,000
DIAM. EXT	15,738
DIAM. INT	10,000
ESPESOR	0,500



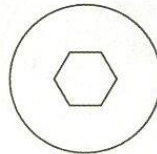
NUMERO	TFI-DE2075-E
DESCRIPCION	DISCO DENTADO EXTERIOR
No. DIENTES	75,000
DIAM. EXT	19,000
DIAM. INT	12,250
ESPESOR	0,625



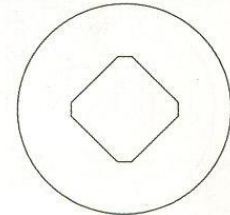
NUMERO	TFI-DFE0003-I
DESCRIPCION	DISCO CON FIGURA INTERIOR
DIAM. EXT	7,250
DIAM. INT	
ESPESOR	0,188



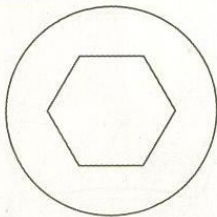
NUMERO	TFI-DFE0104-I
DESCRIPCION	DISCO CON FIGURA INTERIOR
DIAM. EXT	3,812
DIAM. INT	
ESPESOR	0,250



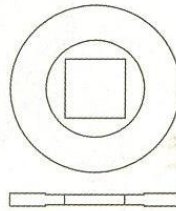
NUMERO	TFI-DFE0201-I
DESCRIPCION	DISCO CON FIGURA INTERIOR
DIAM. EXT	2,437
DIAM. INT	
ESPESOR	7mm



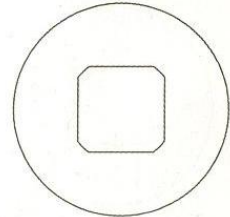
NUMERO	TFI-FE0205-I
DESCRIPCION	DISCO CON FIGURA INTERIOR
DIAM. EXT	5,000
DIAM. INT	
ESPESOR	0,313



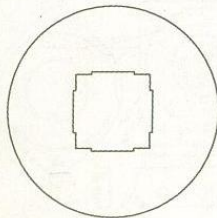
NUMERO	TFI-DFE0402-I
DESCRIPCION	DISCO CON FIGURA INTERIOR
DIAM. EXT	6,312
DIAM. INT	
ESPESOR	0,645



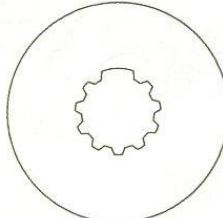
NUMERO	TFI-DFE0415-I
DESCRIPCION	DISCO CON FIGURA INTERIOR
DIAM. EXT	3,880
DIAM. INT	
ESPESOR	0,300



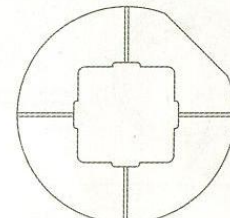
NUMERO	TFI-DFE0502-IC
DESCRIPCION	DISCO CON FIGURA INTERIOR
DIAM. EXT	5,000
DIAM. INT	
ESPESOR	0,188



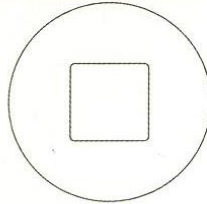
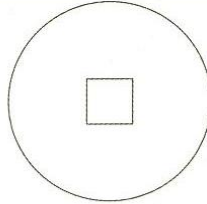
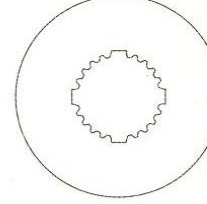
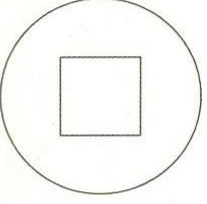
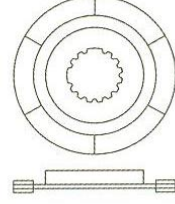
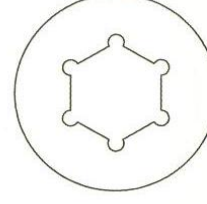
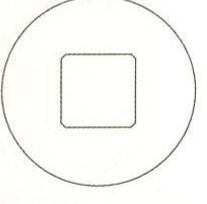
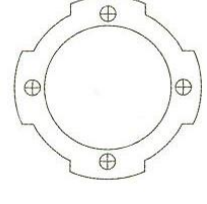

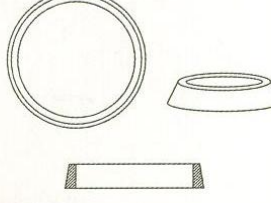
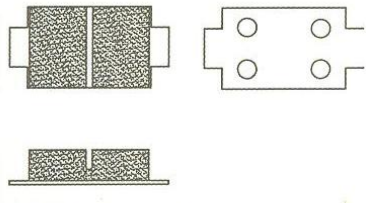
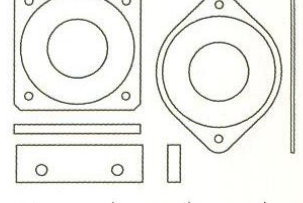
NUMERO	TFI-DFE0502-I
DESCRIPCION	DISCO CON FIGURA INTERIOR
DIAM. EXT	5,000
DIAM. INT	
ESPESOR	0,188



NUMERO	TFI-DFE0511-I
DESCRIPCION	DISCO CON FIGURA INTERIOR
DIAM. EXT	5,000
DIAM. INT	
ESPESOR	0,188



NUMERO	TFI-DFE0832-I
DESCRIPCION	DISCO CON FIGURA INTERIOR
DIAM. EXT	
DIAM. INT	0,375
ESPESOR	

 <p> <b>NUMERO</b> TFI-DFE0935-I  <b>DESCRIPCION</b> DISCO CON FIGURA INTERIOR  <b>DIAM. EXT</b> 9,000  <b>DIAM. INT</b>  <b>ESPEJOR</b> 0,375 </p>	 <p> <b>NUMERO</b> TFI-DFE1302-I  <b>DESCRIPCION</b> DISCO CON FIGURA INTERIOR  <b>DIAM. EXT</b> 11,000  <b>DIAM. INT</b>  <b>ESPEJOR</b> 0,500 </p>	 <p> <b>NUMERO</b> TFI-DFE0703-I  <b>DESCRIPCION</b> DISCO CON FIGURA INTERIOR  <b>DIAM. EXT</b> 7,250  <b>DIAM. INT</b>  <b>ESPEJOR</b> 0,250 </p>																									
 <p> <b>NUMERO</b> TFI-DFE0502-I  <b>DESCRIPCION</b> BALATA FRENO DISCO  <b>DIAM. EXT</b> 5,000  <b>DIAM. INT</b>  <b>ESPEJOR</b> 0,188 </p>	 <p> <b>NUMERO</b> TFI-DFE0516-I  <b>DESCRIPCION</b> DISCO CON FIGURA INTERIOR  <b>DIAM. EXT</b> 5,000  <b>DIAM. INT</b>  <b>ESPEJOR</b> 0,375 </p>	 <p> <b>NUMERO</b> TFI-FE0402-IE  <b>DESCRIPCION</b> DISCO CON FIGURA INTERIOR  <b>DIAM. EXT</b> 3,937  <b>DIAM. INT</b>  <b>ESPEJOR</b> 0,250 </p>																									
 <p> <b>NUMERO</b> TFI-FE0702-I  <b>DESCRIPCION</b> DISCO CON FIGURA INTERIOR  <b>DIAM. EXT</b> 6,312  <b>DIAM. INT</b>  <b>ESPEJOR</b> 0,645 </p>	 <p> <b>NUMERO</b> TFI-DFE1208-E  <b>DESCRIPCION</b> DISCO CON FIGURA INTERIOR  <b>DIAM. EXT</b> 13,250  <b>DIAM. INT</b>  <b>ESPEJOR</b> 0,313 </p>	 <p> <b>NUMERO</b> TFI-FE1112-E  <b>DESCRIPCION</b> BALATA FRENO DISCO  <b>DIAM. EXT</b>  <b>DIAM. INT</b>  <b>ESPEJOR</b> 0,4724 </p>																									
 <p> <b>NUMERO</b> TFI-C8-E  <b>DESCRIPCION</b>  <b>DIAM. EXT</b>  <b>DIAM. INT</b>  <b>ESPEJOR</b> </p>	 <p> <b>NUMERO</b> TFI-BFD0001-INT  <b>DESCRIPCION</b> BALATA FRENO DISCO  <b>DIAM. EXT</b> 1,650  <b>DIAM. INT</b>  <b>ESPEJOR</b> </p>	 <table border="1"> <thead> <tr> <th>NUMERO</th> <th>TFI-FC065</th> <th>TFI-FC045</th> <th>TFI-FC010</th> <th>TFI-FC013</th> </tr> </thead> <tbody> <tr> <td>DESCRIPCION</td> <td>FRENO COMPLETO</td> <td>FRENO COMPLETO</td> <td>FRENO COMPLETO</td> <td>FRENO COMPLETO</td> </tr> <tr> <td>DIAM. EXT</td> <td>6,500</td> <td>4,500</td> <td>10,000</td> <td>13,000</td> </tr> <tr> <td>DIAM. INT</td> <td></td> <td></td> <td></td> <td></td> </tr> <tr> <td>ESPEJOR</td> <td>0,375</td> <td>0,375</td> <td>0,375</td> <td>0,500</td> </tr> </tbody> </table>	NUMERO	TFI-FC065	TFI-FC045	TFI-FC010	TFI-FC013	DESCRIPCION	FRENO COMPLETO	FRENO COMPLETO	FRENO COMPLETO	FRENO COMPLETO	DIAM. EXT	6,500	4,500	10,000	13,000	DIAM. INT					ESPEJOR	0,375	0,375	0,375	0,500
NUMERO	TFI-FC065	TFI-FC045	TFI-FC010	TFI-FC013																							
DESCRIPCION	FRENO COMPLETO	FRENO COMPLETO	FRENO COMPLETO	FRENO COMPLETO																							
DIAM. EXT	6,500	4,500	10,000	13,000																							
DIAM. INT																											
ESPEJOR	0,375	0,375	0,375	0,500																							